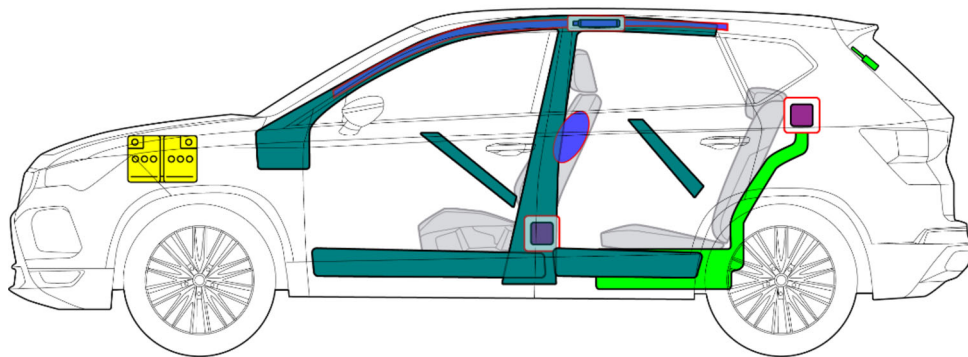
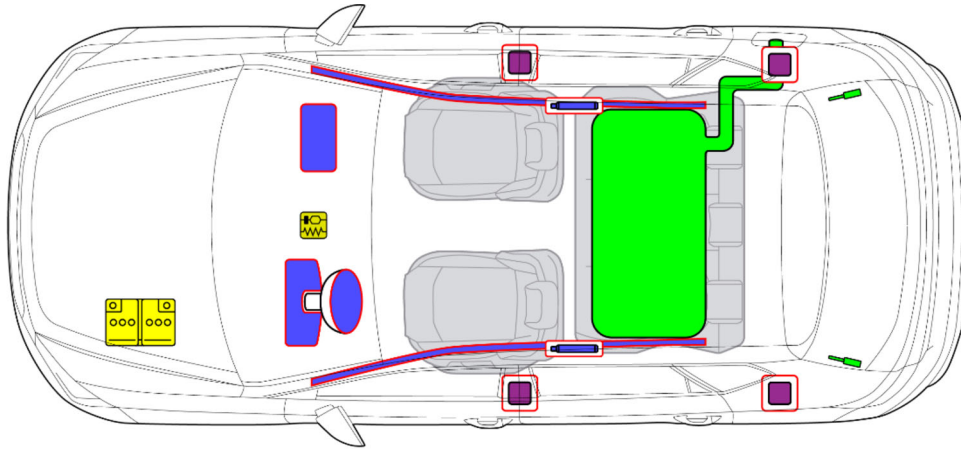




CUPRA ATECA



CUPRA (FROM 2021)



	Airbag		Gas generator		Belt tensioner		Control unit		Active pedestrian protection system
	Automatic rollover support system		Gas strut		Vehicle body reinforcement		Attention climate zone		
	Battery		Low-voltage capacitor		Fuel tank		Gas tank		Safety valve
	High-voltage battery		High-voltage wire		High-voltage switch		Fuse box, Deactivation High-voltage system		High-voltage capacitor

Brand	Type	Step	Year of market entry	Internal reference	Creation date	Edition	Version no.	Page
SEAT	Ateca	1	2021	VSS-KHP0C50	20/07/2020	17/08/2020	1	1 of 2



1. Identification / distinguishing features

Note the body illustrations on page 1.

2. Immobilisation / stabilisation / lifting



in the automatic gearbox:

1. Place lever in position "P"

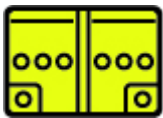


2. Operate electric handbrake

3. Rules for Deactivation/Safety



1. Press start and stop button if the vehicle is fitted with a "keyless entry" system.



2. Disconnect the 12V on-board electrical system battery in the engine compartment using a suitable tool.
Switch off the vehicle electrical system:
Disconnect first the negative terminal (-) then the positive terminal (+) on the on-board battery.

4. Access to the vehicle occupants

Note bodywork reinforcements on sheet 1.

Brand	Type	Step	Year of market entry	Internal reference	Creation date	Edition	Version no.	Page
SEAT	Ateca	1	2021	VSS-KHP0C50	20/07/2020	17/08/2020	1	2 of 2